

Measurement Condition

CITIfile is measured by using RF Impedance Analyzer, Agilent E4991B.

CITI file Frequency Range (MHz)	Number of Points	Sweep Type
1 ~ 3000	201	Log

Termination	Product	OSC level	Product Name
2-terminal	Ferrite Beads	250mV	MGB , MCB , MHC
2-terminal	Inductors	2mA	MFI , MCI
2-terminal	Power Inductors	100mV	MIP

WARNING :

THE DATA CONTAINED IN THIS "INPAQ CITIfile Data Library" IS BEING PROVIDED SOLELY FOR INFORMATIONAL PURPOSES. IN NO WAY SHALL THIS DATA BE CONSTRUED AS A WARRANTY BY INPAQ OF ANY PRODUCT CHARACTERISTICS AND/OR SPECIFICATIONS. WITHOUT LIMITING THE FOREGOING, INPAQ MAKES NO WARRANTIES OF ANY KIND, EXPRESS OR IMPLIED, RELATING TO THIS DATA, INCLUDING BUT NOT LIMITED TO THE IMPLIED WARRANTIES OF MERCHANTABILITY OR FITNESS FOR A PARTICULAR PURPOSE.

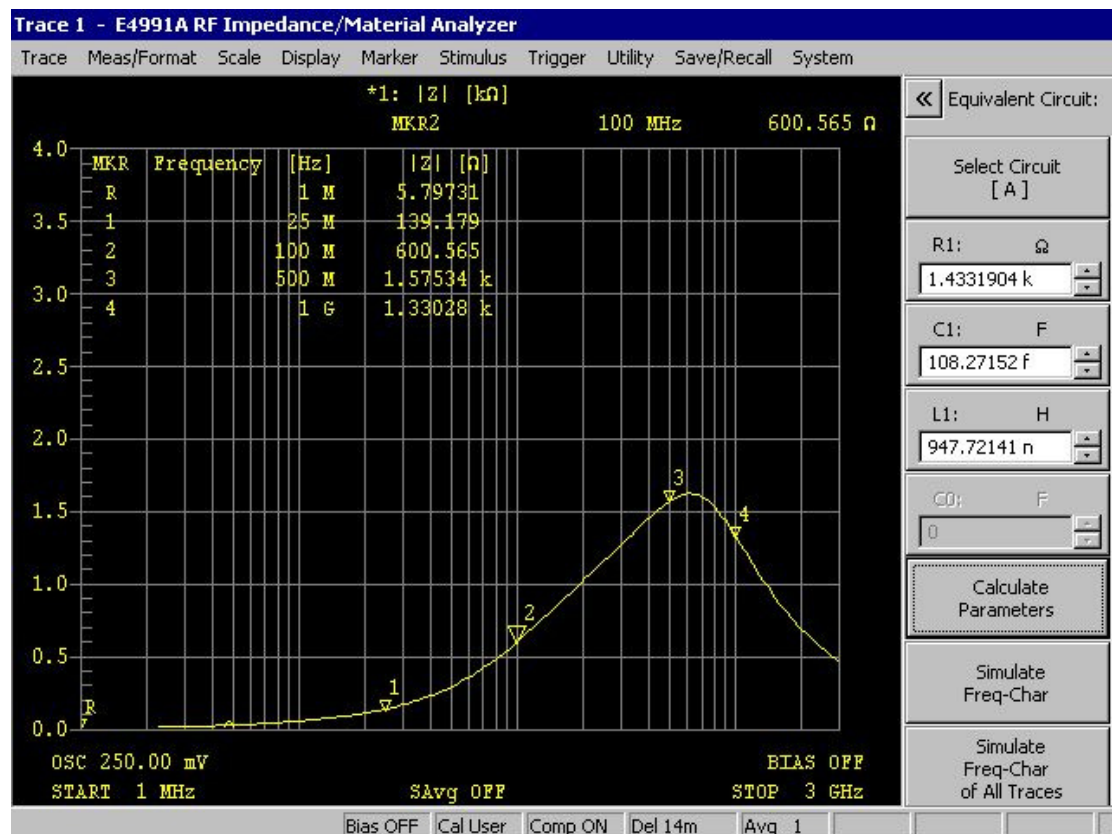
Please refer to INPAQ's catalog or specifications for actual product characteristics. Any simulation results obtained through the use of this data will not reflect the effects of room temperature or other environmental conditions. Accordingly, actual use of INPAQ's products is recommended as the only accurate means of conducting verification testing.

IN NO EVENT SHALL INPAQ BE LIABLE FOR ANY LOSS OR DAMAGE ARISING OUT OF THE USE OF THIS DATA, INCLUDING BUT NOT LIMITED TO ANY INCIDENTAL OR CONSEQUENTIAL DAMAGES.

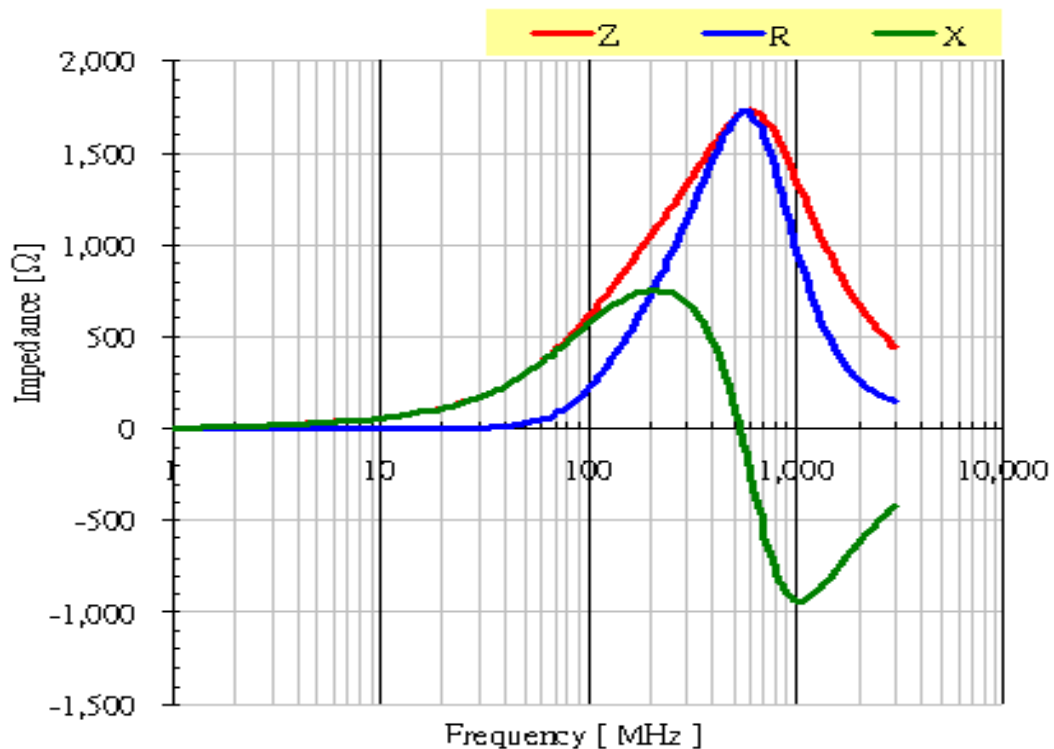
2-terminal for [Ferrite Beads](#) and [Inductors](#) :

<p>Fixture :</p> <p>Agilent 16197A</p>	 
<p>Calibration kit :</p> <p>Agilent 16195B</p> <p>SOLT method S : Short kit O : Open kit L : Load Kit T : TRU kit</p>	

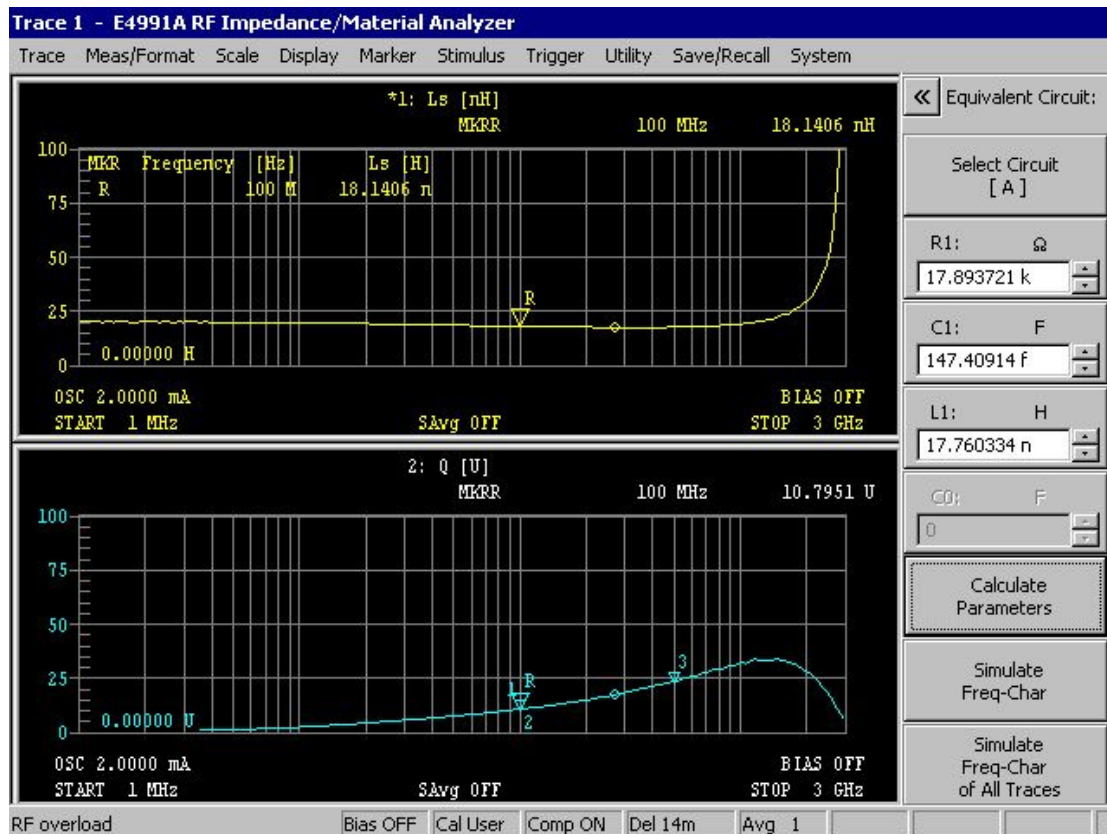
Measure the Ferrite Bead : Example for MGB1005G601



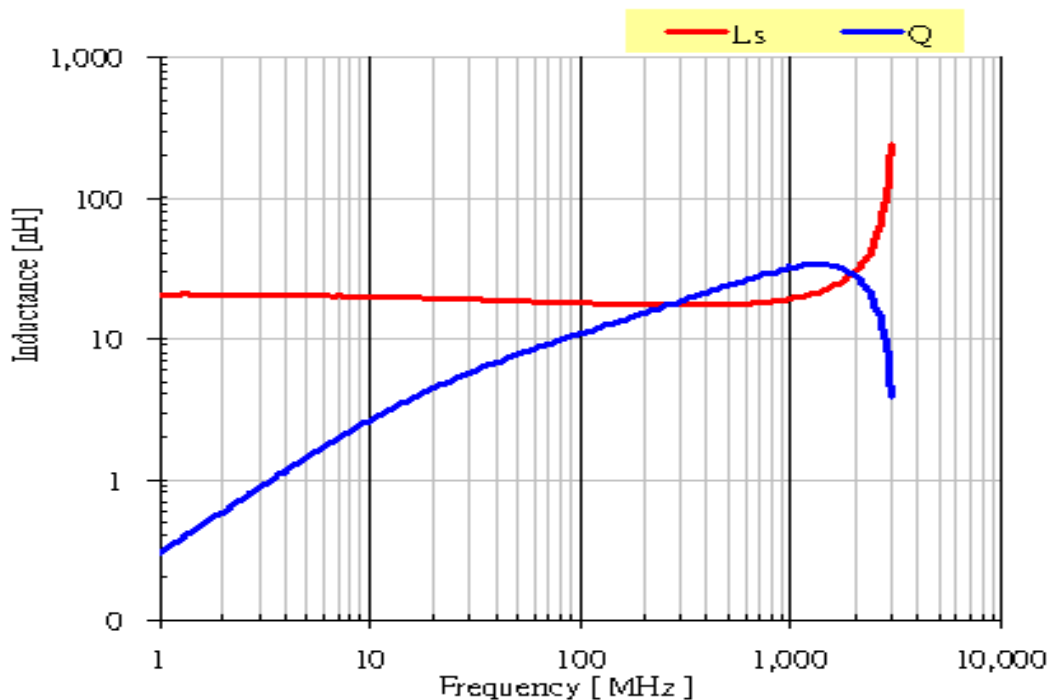
Impedance vs Frequency



Measure the Inductor : Example for MCI1005HQ18N



Inductance vs Frequency



Measure the Inductor : Example for MIP2012P R47

